

CS 4530: Fundamentals of Software Engineering

Module 2: From Requirements to Code: Test-Driven Development

Adeel Bhutta and Mitch Wand
Khoury College of Computer Sciences


Learning Goals for this Lesson

- At the end of this lesson, you should be prepared to
 - Explain the basics of Test-Driven Design
 - Develop simple applications using Typescript and Jest
 - Learn more about Typescript and Jest from tutorials, blog posts, and documentation

Non-Goals for this Lesson

- This is **not** a tutorial for Typescript or for Jest
- We will show you simple examples, but you will need to go through the tutorials to learn the details.

Review: How to make sure we are building the right thing



How the customer explained it.

How the project leader understood it.

How the analyst designed it.

How the programmer wrote it.

What the customer really wanted.

Requirements
Analysis

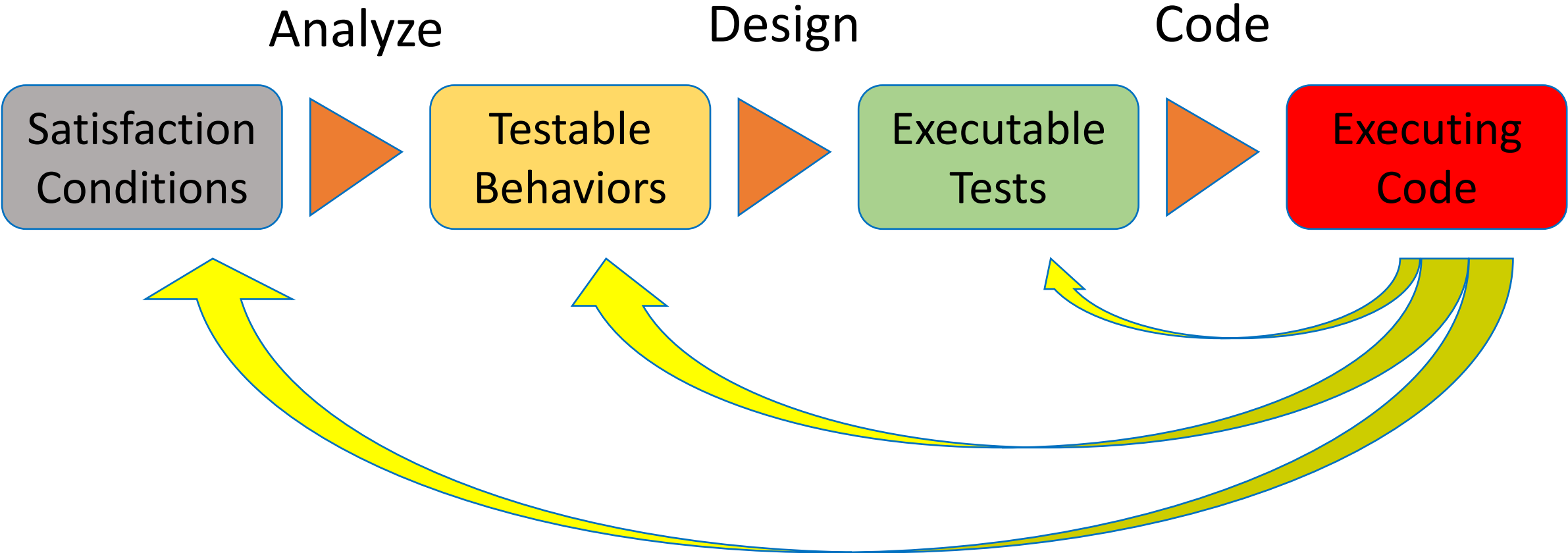
Planning &
Design

Implementation

Test Driven Development (TDD)

- Puts test specification as the critical design activity
 - Understands that deployment comes when the system passes testing
- The act of defining tests requires a deep understanding of the problem
- Clearly defines what success means
 - No more guesswork as to what “complete” means

The TDD Cycle



Example: a Transcript database

User Story

- User story: tells what the user wants to do, and why.
- Example:

As a College Administrator, I want a database to keep track of students, the courses they have taken, and the grades they received in those courses.

Conditions of Satisfaction

- Satisfaction Conditions list the capabilities the user expects, in the user's terms.
- Example:
 - My database should allow me to do the following:**
 - Add a new student to the database
 - Add a new student with the same name as an existing student.
 - Retrieve the transcript for a student
 - Delete a student from the database
 - Add a new grade for an existing student
 - Find out the grade that a student got in a course that they took

Our next step is to turn these satisfaction conditions into **testable behaviors**

- To do this, we will have to design our program at least enough to give names to the things we want to test.
- For our example, we need to design the external interface for our database.
- We document this in a file we will call **IDataBase.ts**

We start with the interface

```
import {StudentID, Student, Course, CourseGrade, Transcript} from './Types'

export interface IDatabase {
  addStudent (studentName: string): StudentID
  getTranscript (id: StudentID): Transcript
  deleteStudent (id: StudentID): void // hmm, what to do about errors??
  addGrade (id: Student, course: Course, courseGrade: CourseGrade) : void
  getGrade (id: Student, course: Course) : CourseGrade
  nameToIDs (studentName: string) : StudentID[]
}
```

- The types are all *abstract*
- In the process of writing this down, we've discovered some more design decisions:
 - How to identify a student to the DB user
 - What to do about exceptional conditions in deleteStudent and elsewhere
 - We needed a new method to get from a student name to their ID.

Now we can write down some testable behaviors.

- These could serve as titles for our tests

Testable Behaviors:

- **addStudent should add a student to the database**
- **addStudent should return an ID that is distinct from any ID in the database**
- **addStudent should permit adding a student with the same name as an existing student**
- **Given the ID of a student, getTranscript should return the transcript for that student**
- **Given an ID that is not the ID of any student, getTranscript should <hmmm.... What *should* it do?????>**

Writing down the testable behaviors may uncover more design decisions to make

- Here we realized that the user's satisfaction conditions didn't give us any guidance on the exceptional condition "not an ID of any student"
- What should **getTranscript** do?
- Possibilities:
 - return an error value (undefined, -1, etc.)
 - Throw an exception

Testable Behaviors, revised

Testable Behaviors:

- **addStudent should add a student to the database**
- **addStudent should return an ID that is distinct from any ID in the database**
- **addStudent should permit adding a student with the same name as an existing student**
- **Given the ID of a student, getTranscript should return the transcript for that student**
- **Given an ID that is not the ID of any student, getTranscript should throw an exception**

We still need to design some more before we can write some tests

- We wrote:
 - **Given the ID of a student, getTranscript should return the transcript for that student**
- But how can we test to see if the returned transcript is the right one?
- It must be time to elaborate the design of the type **Transcript**.

Types.ts

```
// Types.ts
// Types for the transcript database.

export type StudentID = number;
export type Student = { studentID: number, studentName: StudentName };
export type Course = string;
export type CourseGrade = { course: Course, grade: number };
export type Transcript = { student: Student, grades: CourseGrade[] };
export type StudentName = string
```

A tiny example of Jest: Types.test.ts

```
import {StudentID, Student, Course, CourseGrade, Transcript} from './Types'
```

```
const alvin : Student = {studentID: 37, studentName: "Alvin"}  
const bryn : Student = {studentID: 38, studentName: "Bronwyn"}
```

```
describe("exercise Types.ts", () => {
```

```
  test("extracting a studentID should give the ID", () => {  
    expect(alvin.studentID).toEqual(37)  
    expect(bryn.studentID).toEqual(38)  
  })
```

```
  // this illustrates what Jest shows when a test fails
```

```
  test("extracting a studentID should give the name", () => {  
    expect(alvin.studentName).toEqual("Alvin")  
    expect(bryn.studentName).toEqual("Jazzhands")  
  })
```

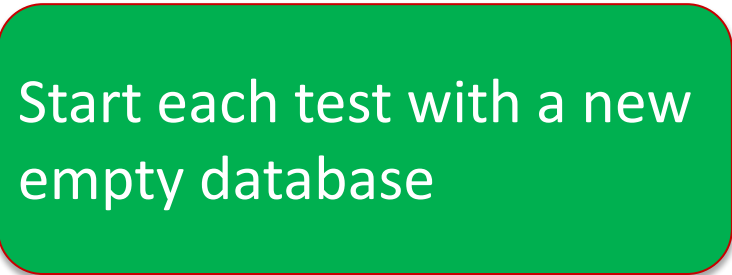
```
})
```


Now we can start writing tests

```
import {StudentID, Student, Course, CourseGrade, Transcript} from './Types'  
import { DataBase } from './dataBase';
```

```
let db: DataBase;
```

```
beforeEach(() => {  
  db = new DataBase();  
});
```



Start each test with a new empty database

```
// this may look undefined in TSC until you do an npm install  
// and possibly restart VSC.
```

```
describe('tests for addStudent', () => {
```

```
  test('addStudent should add a student to the database', () => {  
    expect(db.nameToIDs('blair')).toEqual([])  
    const id1 = db.addStudent('blair');  
    expect(db.nameToIDs('blair')).toEqual([id1])  
  });
```

Most tests are in AAA form: Assemble/Act/Assess

```
test('addStudent should add a student to the database', () => {  
  // const db = new DataBase ()  
  expect(db.nameToIDs('blair')).toEqual([])  
  
  const id1 = db.addStudent('blair');  
  
  expect(db.nameToIDs('blair')).toEqual([id1])  
});
```

Assemble (and check that you've assembled it)

Act (do the action that you are trying to test)

Assess: check to see that the response is correct

Tests (2)

```
test('addStudent should return an unique ID for the new
student',
  () => {
    // we'll add 3 students and check to see that their IDs
    // are all different.
    const id1 = db.addStudent('blair');
    const id2 = db.addStudent('corey');
    const id3 = db.addStudent('del');
    expect(id1).not.toEqual(id2)
    expect(id1).not.toEqual(id3)
    expect(id2).not.toEqual(id3)
  });
```

Tests (3)

```
test('the db can have more than one student with the same name',  
  () => {  
    const id1 = db.addStudent('blair');  
    const id2 = db.addStudent('blair');  
    expect(id1).not.toEqual(id2)  
  })
```

Tests (4)

```
test('getTranscript should return the right transcript',
     () => {
       // add a student, getting an ID
       // add some grades for that student
       // retrieve the transcript for that ID
       // check to see that the retrieved grades are
       // exactly the ones you added.
     });
```

Tests (5)

```
test('getTranscript should throw an error when given a  
bad ID',  
  () => {  
    // in an empty database, all IDs are bad :)  
    // Note: the expression you expect to throw  
    // must be wrapped in a (() => ...)  
    expect(() => db.getTranscript(1)).toThrowError()  
  });
```

Now we can write some code

```
import {StudentID, Student, Course, CourseGrade, Transcript} from './Types'  
import { IDatabase } from './IDatabase'  
  
export class DataBase implements IDatabase {  
  
    /** the list of transcripts in the database */  
    private transcripts : Transcript [] = []  
  
    /** the last assigned student ID; assumes studentID is Number */  
    private lastID : number = 0  
    constructor () {}  
}
```

Code (2)

```
/** Adds a new student to the database
 * @param newName - the name of the student
 * @returns the newly-assigned ID for the new student
 */
addStudent (newName: string): StudentID {
  const newID = this.lastID++
  const newStudent:Student = {studentID: newID, studentName: newName}
  this.transcripts.push({student: newStudent, grades: []})
  return newID
}
```


Code (3)

```
/**
 * @param studentName
 * @returns list of studentIDs associated with that name
 */
nameToIDs (studentName: string) : StudentID[] {
    return this.transcripts
        .filter(t => t.student.studentName === studentName)
        .map(t => t.student.studentID)
}
```

Learning Goals for this Lesson

- At the end of this lesson, you should be prepared to
 - Explain the basics of the Test-Driven Design
 - Develop simple applications using Typescript and Jest
 - Learn more about Typescript and Jest from tutorials, blog posts, and documentation

The TDD Cycle

